

22 200m Butterfly Men Final

Official

13NZR 13 Years New Zealand Short Course Record **2:10.81** 2020-06-06 Mitchell Donaldson PARAK

14NZR 14 Years New Zealand Short Course Record **2:05.28** 2009-09-30 Cory Main HPKCO











NZR Open New Zealand Short Course **1:51.05** 2008-04-13 Moss Burmester

Show more

Entries Heats Summary


Total

Rank	Competitor	Age	Club	RT	PTS	Result
1	Muchirahondo Ariel	15	John Paul ...	0.70		2:00.74 15NZR Entry: 2:02.33 (-1.59)
	25m: 12.39	50m: 27.11 (14.72)	75m: 42.12 (15.01)			
	100m: 57.37 (15.25)	125m: 1:12.65 (15.28)	150m: 1:28.43 (15.78)			
	175m: 1:44.80 (16.37)	200m: 2:00.74 (15.94)				
2	Kregting Daniel	16	Mt Roskill ...	0.67		2:02.96 Entry: 2:03.11 (-0.15)
	25m: 12.08	50m: 27.12 (15.04)	75m: 42.42 (15.30)			
	100m: 57.92 (15.50)	125m: 1:13.84 (15.92)	150m: 1:30.19 (16.35)			
	175m: 1:46.69 (16.50)	200m: 2:02.96 (16.27)				
3	Arrowsmith Leo	17	Kings College	0.68		2:05.26 Entry: 2:03.77 (+1.49)
	25m: 12.92	50m: 28.15 (15.23)	75m: 44.18 (16.03)			
	100m: 1:00.26 (16.08)	125m: 1:16.34 (16.08)	150m: 1:32.47 (16.13)			
	175m: 1:48.85 (16.38)	200m: 2:05.26 (16.41)				
4	Gibson Luke	18	Auckland G...	0.75		2:05.56 Entry: 2:06.78 (-1.22)
	25m: 12.66	50m: 27.56 (14.90)	75m: 43.21 (15.65)			
	100m: 59.36 (16.15)	125m: 1:15.53 (16.17)	150m: 1:32.02 (16.49)			
	175m: 1:48.83 (16.81)	200m: 2:05.56 (16.73)				
5	Visser Brendan	18	Rangitoto C...	0.71		2:06.18 Entry: 2:07.42 (-1.24)
	25m: 12.50	50m: 28.18 (15.68)	75m: 44.51 (16.33)			
	100m: 1:00.62 (16.11)	125m: 1:16.58 (15.96)	150m: 1:33.17 (16.59)			
	175m: 1:49.84 (16.67)	200m: 2:06.18 (16.34)				
6	Love Jack	18	Marlboroug...	0.66		2:07.37 Entry: 2:13.69 (-6.32)
	25m: 13.14	50m: 28.85 (15.71)	75m: 45.30 (16.45)			
	100m: 1:02.01 (16.71)	125m: 1:18.59 (16.58)	150m: 1:35.26 (16.67)			
	175m: 1:51.28 (16.02)	200m: 2:07.37 (16.09)				
7	Grace Flynn	16	St Thomas ...	0.78		2:09.23 Entry: 2:10.21 (-0.98)
	25m: 13.45	50m: 28.84 (15.39)	75m: 44.53 (15.69)			
	100m: 1:01.14 (16.61)	125m: 1:17.44 (16.30)	150m: 1:34.58 (17.14)			
	175m: 1:51.59 (17.01)	200m: 2:09.23 (17.64)				

8	 Humphries Jacob	15	 Westlake B...	0.74	2:10.49 (+1.14) Entry: 2:09.35
	25m: 12.88 100m: 1:01.62 (16.96) 175m: 1:53.48 (17.26)	50m: 28.28 (15.40) 125m: 1:18.71 (17.09) 200m: 2:10.49 (17.01)	75m: 44.66 (16.38) 150m: 1:36.22 (17.51)		
9	 Willis Alexander	18	 Palmerston...	0.61	2:10.73 (+2.02) Entry: 2:08.71
	25m: 12.83 100m: 1:00.84 (16.39) 175m: 1:52.25 (17.44)	50m: 28.32 (15.49) 125m: 1:17.58 (16.74) 200m: 2:10.73 (18.48)	75m: 44.45 (16.13) 150m: 1:34.81 (17.23)		
10	 Luff Ry	17	 Whangarei ...	0.78	2:11.11 (-1.35) Entry: 2:12.46
	25m: 13.32 100m: 1:02.80 (17.02) 175m: 1:54.03 (16.99)	50m: 29.27 (15.95) 125m: 1:19.76 (16.96) 200m: 2:11.11 (17.08)	75m: 45.78 (16.51) 150m: 1:37.04 (17.28)		
11	 Broadfoot Declan	14	 Wellington ...	0.67	2:12.19 (+3.61) Entry: 2:08.58
	25m: 13.10 100m: 1:02.32 (16.94) 175m: 1:54.80 (17.51)	50m: 28.85 (15.75) 125m: 1:19.54 (17.22) 200m: 2:12.19 (17.39)	75m: 45.38 (16.53) 150m: 1:37.29 (17.75)		
12	 Feng Andrew	15	 Rangitoto C...	0.64	2:13.13 (+2.82) Entry: 2:10.31
	25m: 13.42 100m: 1:03.39 (16.98) 175m: 1:55.21 (17.59)	50m: 29.54 (16.12) 125m: 1:20.48 (17.09) 200m: 2:13.13 (17.92)	75m: 46.41 (16.87) 150m: 1:37.62 (17.14)		
13	 Barton Jack	16	 Kristin School	0.74	2:13.20 (-3.09) Entry: 2:16.29
	25m: 13.57 100m: 1:04.18 (16.96) 175m: 1:56.11 (17.35)	50m: 30.19 (16.62) 125m: 1:21.04 (16.86) 200m: 2:13.20 (17.09)	75m: 47.22 (17.03) 150m: 1:38.76 (17.72)		
14	 James Harrison	16	 Lincoln Hig...	0.67	2:13.33 (-2.00) Entry: 2:15.33
	25m: 12.91 100m: 1:01.59 (16.74) 175m: 1:55.15 (18.28)	50m: 28.69 (15.78) 125m: 1:18.80 (17.21) 200m: 2:13.33 (18.18)	75m: 44.85 (16.16) 150m: 1:36.87 (18.07)		
15	 Nicholson Beau	16	 Botany Do...	0.69	2:13.60 (-0.35) Entry: 2:13.95
	25m: 13.44 100m: 1:03.95 (17.19) 175m: 1:56.57 (17.30)	50m: 29.91 (16.47) 125m: 1:21.72 (17.77) 200m: 2:13.60 (17.03)	75m: 46.76 (16.85) 150m: 1:39.27 (17.55)		
16	 Copocean Alexander	15	 St Johns C...	0.75	2:14.18 (-6.50) Entry: 2:20.68
	25m: 13.90 100m: 1:05.44 (17.67) 175m: 1:57.30 (17.29)	50m: 30.54 (16.64) 125m: 1:22.32 (16.88) 200m: 2:14.18 (16.88)	75m: 47.77 (17.23) 150m: 1:40.01 (17.69)		
17	 Joyce Josiah	15	 Hamilton C...	0.68	2:14.45 (-4.02) Entry: 2:18.47
	25m: 13.71 100m: 1:03.78 (16.64) 175m: 1:56.28 (17.70)	50m: 30.13 (16.42) 125m: 1:21.34 (17.56) 200m: 2:14.45 (18.17)	75m: 47.14 (17.01) 150m: 1:38.58 (17.24)		
18	 Sands Hunter	16	 Aquinas Co...	0.73	2:14.74 (-2.46) Entry: 2:17.20
	25m: 13.44	50m: 29.26 (15.82)	75m: 45.63 (16.37)		

100m: 1:02.71 (17.08) 125m: 1:20.03 (17.32) 150m: 1:37.66 (17.63)
175m: 1:56.02 (18.36) 200m: 2:14.74 (18.72)


19  Segers Sebastian

14  Kings College 0.81

2:15.01
Entry: 2:20.00 (-4.99)

25m: 13.64 50m: 30.20 (16.56) 75m: 46.94 (16.74)
100m: 1:04.41 (17.47) 125m: 1:21.79 (17.38) 150m: 1:39.83 (18.04)
175m: 1:57.73 (17.90) 200m: 2:15.01 (17.28)


20  Dickison Jayden

15  Scots College 0.68

2:15.55
Entry: 2:14.65 (+0.90)

25m: 13.50 50m: 30.08 (16.58) 75m: 47.20 (17.12)
100m: 1:04.96 (17.76) 125m: 1:22.16 (17.20) 150m: 1:40.56 (18.40)
175m: 1:57.70 (17.14) 200m: 2:15.55 (17.85)


21  Loh Daniel

15  Macleans C... 0.68

2:16.97
Entry: 2:19.15 (-2.18)

25m: 13.51 50m: 29.73 (16.22) 75m: 46.91 (17.18)
100m: 1:04.44 (17.53) 125m: 1:21.83 (17.39) 150m: 1:40.30 (18.47)
175m: 1:58.44 (18.14) 200m: 2:16.97 (18.53)

22  Dickison Charlie

13  Scots College 0.68

2:17.08
Entry: 2:16.46 (+0.62)

25m: 13.36 50m: 29.37 (16.01) 75m: 46.75 (17.38)
100m: 1:04.55 (17.80) 125m: 1:22.49 (17.94) 150m: 1:40.48 (17.99)
175m: 1:58.61 (18.13) 200m: 2:17.08 (18.47)


23  Kenny Tom

16  Western Sp... 0.66

2:18.46
Entry: 2:21.51 (-3.05)

25m: 13.20 50m: 29.81 (16.61) 75m: 46.94 (17.13)
100m: 1:04.85 (17.91) 125m: 1:22.48 (17.63) 150m: 1:40.45 (17.97)
175m: 1:59.64 (19.19) 200m: 2:18.46 (18.82)


24  Childs Henry

13  Huanui Coll... 0.72

2:19.63
Entry: 2:29.83 (-10.20)

25m: 13.82 50m: 31.03 (17.21) 75m: 48.76 (17.73)
100m: 1:07.02 (18.26) 125m: 1:25.70 (18.68) 150m: 1:44.26 (18.56)
175m: 2:02.45 (18.19) 200m: 2:19.63 (17.18)


25  Fuatimau Caden

13  Kings College 0.70

2:20.23
Entry: 2:23.39 (-3.16)


25m: 13.99 50m: 30.84 (16.85) 75m: 48.24 (17.40)
100m: 1:06.65 (18.41) 125m: 1:24.56 (17.91) 150m: 1:42.77 (18.21)
175m: 2:01.54 (18.77) 200m: 2:20.23 (18.69)


26  Chen Michael

13  Saint Kenti... 0.75

2:22.67
Entry: 2:21.99 (+0.68)

25m: 13.84 50m: 31.02 (17.18) 75m: 48.87 (17.85)
100m: 1:07.51 (18.64) 125m: 1:26.32 (18.81) 150m: 1:45.21 (18.89)
175m: 2:03.53 (18.32) 200m: 2:22.67 (19.14)

27  Suzuki Ray

17  Burnside Hi... 0.70

2:23.40
Entry: 2:19.00 (+4.40)























25m: 13.51 50m: 30.08 (16.57) 75m: 47.10 (17.02)
100m: 1:05.64 (18.54) 125m: 1:24.33 (18.69) 150m: 1:43.49 (19.16)
175m: 2:03.18 (19.69) 200m: 2:23.40 (20.22)

28  Hogan Sheldon


14  Tauranga B... 0.75


2:23.55
Entry: 2:36.13 (-12.58)

25m: 14.86 50m: 32.30 (17.44) 75m: 49.98 (17.68)
100m: 1:08.25 (18.27) 125m: 1:26.32 (18.07) 150m: 1:44.90 (18.58)
175m: 2:03.84 (18.94) 200m: 2:23.55 (19.71)

29	 Lushkott Tyler	14	 Auckland G... 0.73	2:24.37 Entry: 2:36.80 (-12.43)
	25m: 14.05 100m: 1:08.96 (18.90) 175m: 2:06.46 (19.20)	50m: 31.81 (17.76) 125m: 1:28.02 (19.06) 200m: 2:24.37 (17.91)	75m: 50.06 (18.25) 150m: 1:47.26 (19.24)	
30	 Liu Sonny	14	 Pinehurst S... 0.65	2:24.85 Entry: 2:30.71 (-5.86)
	25m: 14.81 100m: 1:09.50 (18.62) 175m: 2:04.68 (18.68)	50m: 32.57 (17.76) 125m: 1:27.60 (18.10) 200m: 2:24.85 (20.17)	75m: 50.88 (18.31) 150m: 1:46.00 (18.40)	
31	 Lavigne Luca	15	 Onslow Col... 0.78	2:25.49 Entry: 2:31.27 (-5.78)
	25m: 14.78 100m: 1:08.52 (18.33) 175m: 2:06.68 (19.15)	50m: 32.47 (17.69) 125m: 1:28.20 (19.68) 200m: 2:25.49 (18.81)	75m: 50.19 (17.72) 150m: 1:47.53 (19.33)	
32	 Doidge Ethan	17	 Howick Coll... 0.79	2:26.23 Entry: 2:27.42 (-1.19)
	25m: 14.49 100m: 1:09.05 (18.76) 175m: 2:07.03 (19.43)	50m: 31.93 (17.44) 125m: 1:27.97 (18.92) 200m: 2:26.23 (19.20)	75m: 50.29 (18.36) 150m: 1:47.60 (19.63)	
33	 Beadell Ewan	17	 John McGl... 0.74	2:26.81 Entry: 2:24.93 (+1.88)
	25m: 13.80 100m: 1:08.15 (18.99) 175m: 2:06.87 (19.82)	50m: 31.20 (17.40) 125m: 1:27.10 (18.95) 200m: 2:26.81 (19.94)	75m: 49.16 (17.96) 150m: 1:47.05 (19.95)	
34	 McNabb Finlay	16	 Marlboroug... 0.70	2:27.18 Entry: 2:24.37 (+2.81)
	25m: 14.71 100m: 1:08.55 (18.46) 175m: 2:07.16 (20.42)	50m: 32.25 (17.54) 125m: 1:27.00 (18.45) 200m: 2:27.18 (20.02)	75m: 50.09 (17.84) 150m: 1:46.74 (19.74)	
35	 Banks Chase	17	 Nelson Coll... 0.67	2:28.17 Entry: 2:26.99 (+1.18)
	25m: 14.42 100m: 1:09.65 (19.50) 175m: 2:08.78 (19.45)	50m: 31.89 (17.47) 125m: 1:29.17 (19.52) 200m: 2:28.17 (19.39)	75m: 50.15 (18.26) 150m: 1:49.33 (20.16)	
36	 Wang Runxiang	14	 Pinehurst S... 0.76	2:29.43 Entry: 2:24.53 (+4.90)
	25m: 14.09 100m: 1:07.18 (18.50) 175m: 2:07.24 (21.22)	50m: 31.18 (17.09) 125m: 1:26.15 (18.97) 200m: 2:29.43 (22.19)	75m: 48.68 (17.50) 150m: 1:46.02 (19.87)	
37	 Koy Frank	14	 Hamilton B... 0.78	2:29.63 Entry: 2:31.14 (-1.51)
	25m: 15.12 100m: 1:10.89 (19.24) 175m: 2:10.39 (19.77)	50m: 33.09 (17.97) 125m: 1:30.44 (19.55) 200m: 2:29.63 (19.24)	75m: 51.65 (18.56) 150m: 1:50.62 (20.18)	
38	 Lafaele-Pucher Bishop	14	 ACG Strath... 0.65	2:29.69 Entry: 2:36.35 (-6.66)
	25m: 14.51 100m: 1:10.06 (19.21) 175m: 2:09.18 (19.43)	50m: 32.22 (17.71) 125m: 1:29.56 (19.50) 200m: 2:29.69 (20.51)	75m: 50.85 (18.63) 150m: 1:49.75 (20.19)	
39	 Fougere Cole	15	 Auckland G... 0.62	2:32.73 Entry: 2:25.70 (+7.03)
	25m: 14.27	50m: 31.25 (16.98)	75m: 48.94 (17.69)	

100m: 1:08.00 (19.06) 125m: 1:27.72 (19.72) 150m: 1:48.63 (20.91)
175m: 2:10.39 (21.76) 200m: 2:32.73 (22.34)


40  Johnston Alex

15  St Johns C... 0.82

2:34.33
Entry: 2:39.38 (-5.05)

25m: 14.94 50m: 33.19 (18.25) 75m: 51.87 (18.68)
100m: 1:11.40 (19.53) 125m: 1:31.21 (19.81) 150m: 1:51.98 (20.77)
175m: 2:13.13 (21.15) 200m: 2:34.33 (21.20)


41  Wren Isaac

14  Hamilton B... 0.76

2:34.79
Entry: 2:41.15 (-6.36)

25m: 15.09 50m: 33.62 (18.53) 75m: 52.47 (18.85)
100m: 1:12.35 (19.88) 125m: 1:33.11 (20.76) 150m: 1:54.13 (21.02)
175m: 2:14.66 (20.53) 200m: 2:34.79 (20.13)

42  Parsons Will

14  Palmerston... 0.71

2:36.09
Entry: 2:28.79 (+7.30)

25m: 14.72 50m: 32.11 (17.39) 75m: 50.38 (18.27)
100m: 1:09.36 (18.98) 125m: 1:28.40 (19.04) 150m: 1:48.14 (19.74)
175m: 2:10.22 (22.08) 200m: 2:36.09 (25.87)

-  Yu Victor

14  Wellington ... 0.75

DSQ